
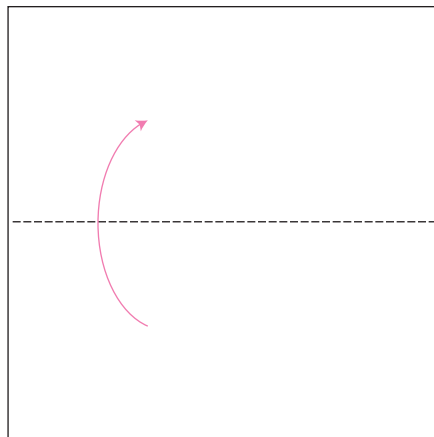


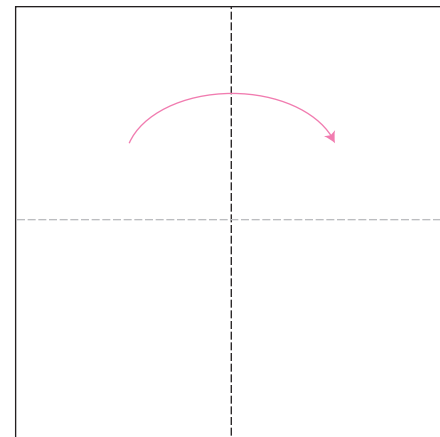
# How to fold your cootie catcher



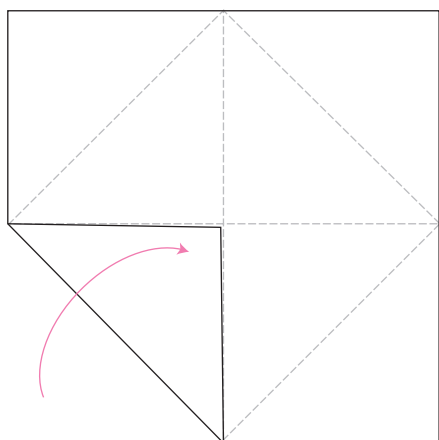
1. Cut out the large square.



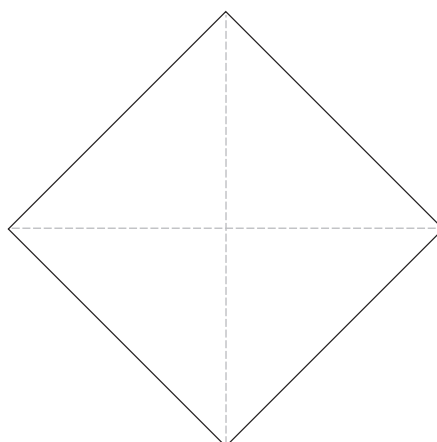
2. With the printed design facing up, fold it in half. Then unfold.



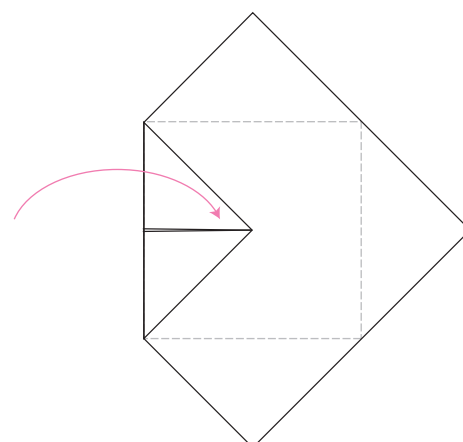
3. Design facing up again, fold it in half the other way. Then unfold.



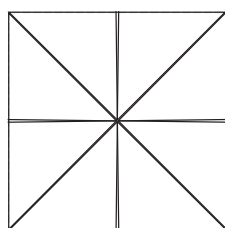
4. Design facing down, fold each corner to the center.



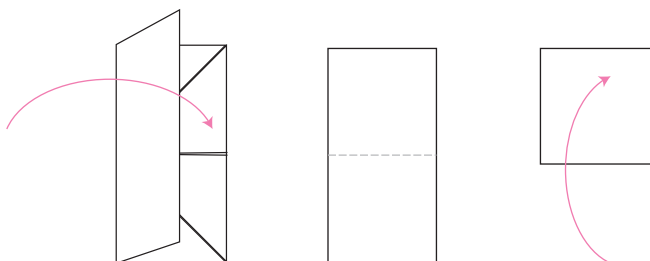
5. Flip is over so the answers are facing up...



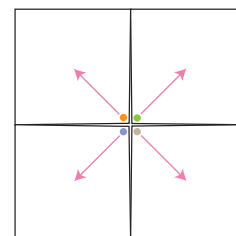
6. and fold each corner to the center...



...so it looks like this (you'll see the 8 questions now).



7. Now fold it in half, then half again, into a little square. Then unfold it so you can see the 4 squares side in step 8.



8. From this side, pull the center corners up so you can get your fingers inside them to shape your cootie catcher!