



# STUFFED APPLE

FRONT

LEAF


STEM



# STUFFED APPLE

BACK

*Staple along the light blue dotted line. Or  
punch holes on the yellow dots and tie the  
pumpkin together front-to-back with yarn.*



*Cut out the apple along the dotted line*